



Design reality


DOMUS3D[®] VENUS

IMAGINE | DESIGN | DELIVER



DOMUS3D®

the most diffused
interior design
software



Speed and
efficiency
to captivate,
excite and
convince



DOMUS3D® GIVES YOU THE
OPPORTUNITY OF **DESIGNING ANY**
INTERIOR, CUSTOMIZING IT WITH
COVERING MATERIALS, TRENDY
FURNISHING AND ACCESSORIES COMING
FROM **MANUFACTURERS' LIBRARIES** THAT
MATICAD ALWAYS KEEPS UP-TO-DATE

**Imagine,
design, deliver**

**DOMUS3D® IS
THE OFFICIAL
SOFTWARE
ADOPTED
BY MAJOR
MANUFACTURERS
OF FURNITURE,
TILES AND
SANITARY WARE**



Successful **Manufacturers** and **Retailers** have been using **DomuS3D®** for **many years** due to its...

EXPERIENCE

IT'S THE **LEADING** SOFTWARE IN **CERAMIC TILES** AND **SANITARY WARE** **MARKETS**, BEING WIDELY USED BY MOST **IMPORTANT MANUFACTURERS** AND **RETAILERS** ALL **OVER THE WORLD**

CATALOGUES LIBRARY, always updated

MATICAD CATALOGUES DEPARTMENT IS **INVOLVED DAY BY DAY** IN SETTING UP AND KEEPING UP-TO-DATE MOST **IMPORTANT CATALOGUES**... IMPOSSIBLE TO MISS IT!

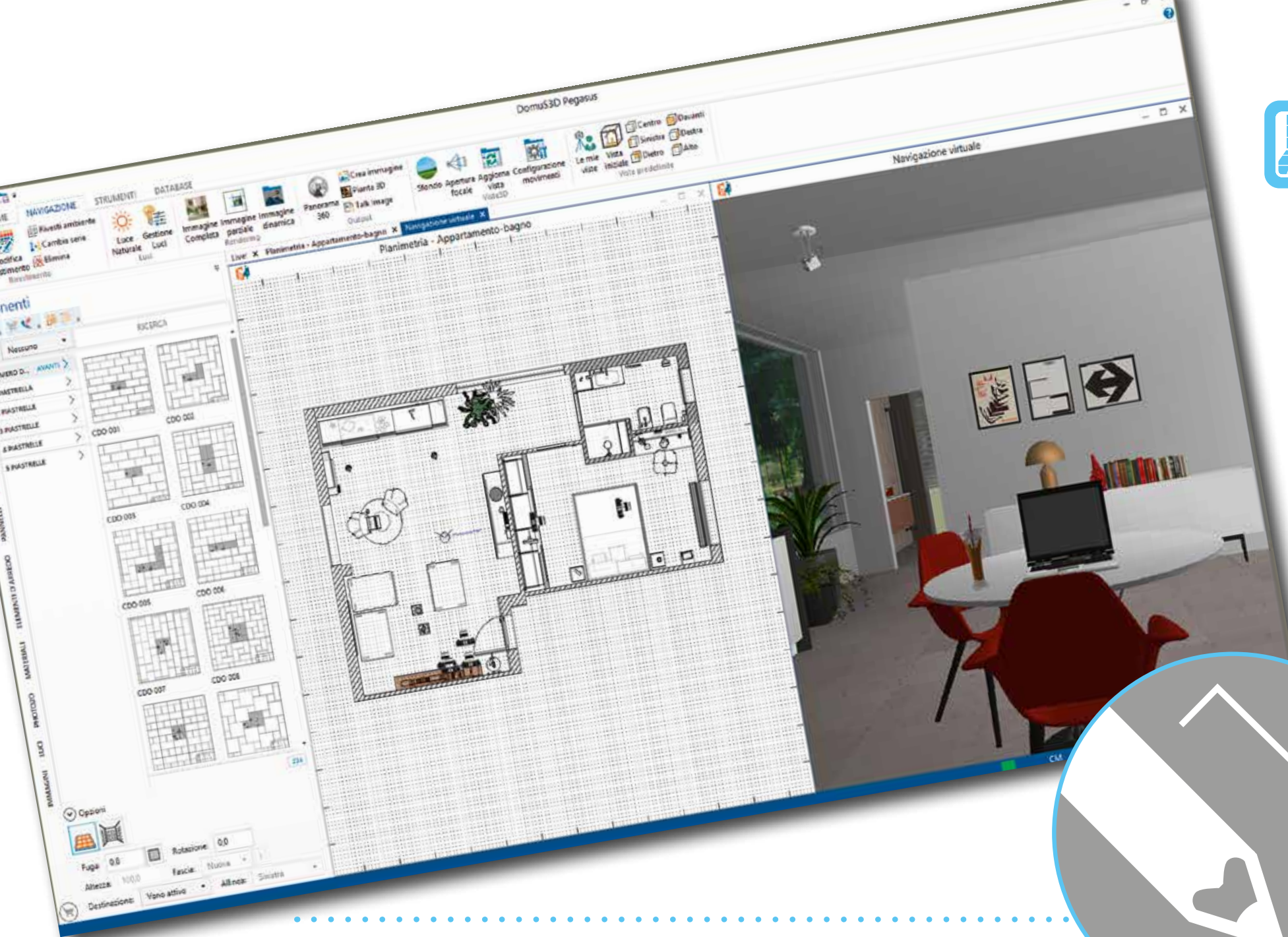
EASE of use and power

IF I'M IN THE **SHOWROOM** TOGETHER WITH MY CUSTOMER, I CAN **DESIGN AD IDEA** WITH JUST A **FEW CLICKS**; INDEED, WHEN I NEED MORE, I CAN USE ITS **POWER** IN ORDER TO **CREATE BREATH-TAKING IMAGES**





AN **INTEGRATED SYSTEM** THAT ALLOWS YOU TO DESIGN **CUSTOMISED SOLUTIONS**, PROMOTING MATERIALS SUCH AS **CERAMIC TILES, HARDWOOD, STONE, SANITARY WARE, FURNISHING**



DOMUS3D[®] VENUS

Layout design

Layout design (single and multi-room) is quick and simple


2D Cad module helps you while managing more complicated shapes: you have all tools in order to draw what you need (arches, splines, polylines, ...)

Importation from external files (DXF format)


Walls advanced features: width, niches, holes, sloping ceilings...

Available (and customisable) **room templates** help you creating a project with one click





Modular furnishing elements and accessories



The 3D objects library contains many thousands of items; you can download them from the Domu3D® Cloud. Catalogues Department continuously work in order to keep them up-to-date

Domu3D® is OPEN: it is possible to create your own tiles and 3D objects collections and catalogues

MODULAR FURNITURE: alongside the static 3D objects libraries, you can draw detailed modular furniture (e.g. kitchens, bedrooms, bathrooms, ...), thanks to integrated frameworks and applications (optional module)

Dynamic objects: doors and windows, furniture doors, displays for tiles, ... can be opened/moved in order to make them alive

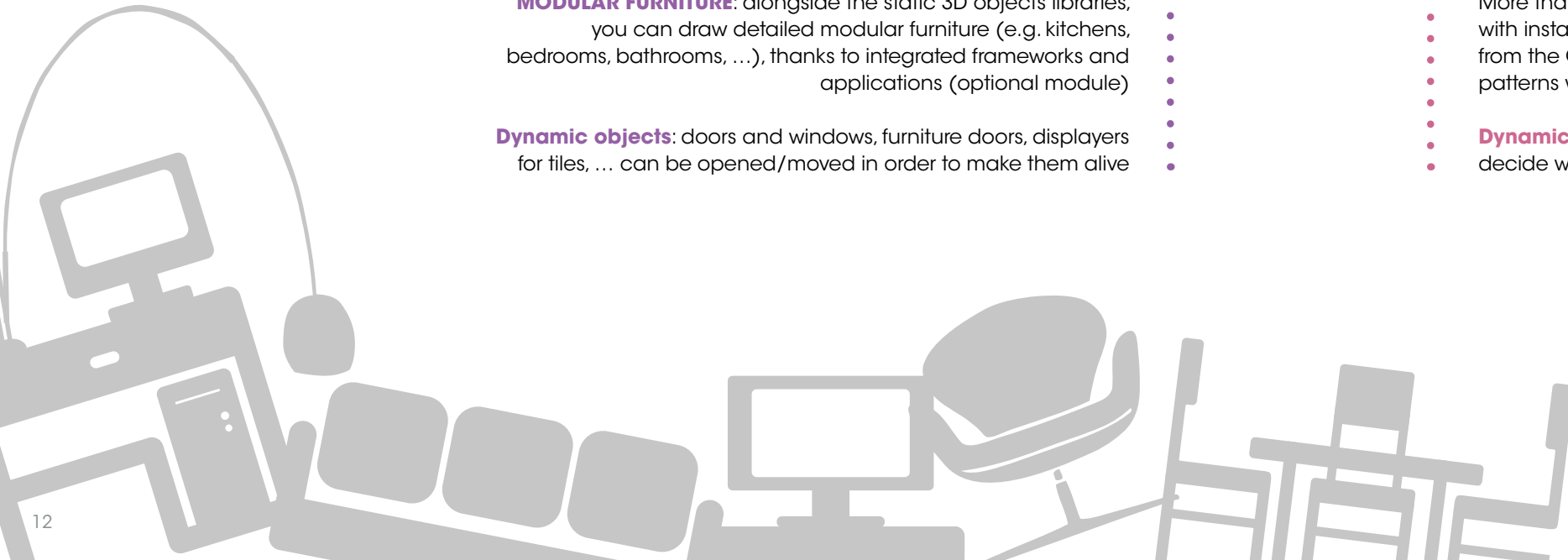
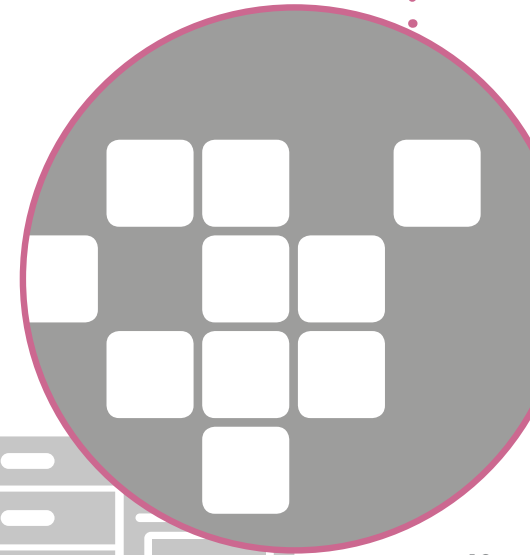
Tile layout and patterns

Thanks to dedicated features (e.g., vertical laying, frames, shower box corners, inner areas, countertops and steps..) you can **create any solution you need, no matter if it is a quick&simple or a detailed one**

You can be faster and more efficient by dragging and dropping tiles while in **3D**, **keeping concentrated on the architecture and look&feel of the project**

More than **300 laying schemes** (patterns) are available with installation, and new ones can be downloaded from the Cloud. They will allow you to create multi-format patterns with just a few clicks

Dynamic grout and patterns alignment allow you to decide where to start tiling (hence, how to cut tiles)





Project estimate and blueprints

Anywhere in the project you can **print detailed technical** printouts for floor and walls

Technical blueprint for the installer module allows you to automatically generate a complete brochure with all needed information for a detailed installation


Project estimate can be formatted and printed using several (customisable) templates; for covering materials you can specify their waste factor

Summary brochure: when project is complete, you can automatically print a document containing all information about it. You can save it in .docx format, so that you can open and modify it even later on, by using Microsoft™ Word (not included with DomuS3D®)

Attachments: together with the project you can save any document related to the customer (email, PDF, images, Excel spreadsheets, etc...)



Professional rendering and virtual reality



The best result if considering project images can be achieved through the rendering of the scene. **The final effect** you will get is really emotional and absolutely realistic

DomuS3D® gives you the power of the world leading rendering engines (**V-Ray and mental ray®**), made easy for the daily use thanks to sophisticated interfaces, so that anyone can achieve stunning images

You can create static or **Stereoscopic** rendered images (Stereoscopic needs **3D glasses**)

360° Panoramas of the room can be seen on your PC, **published on your web site** or shared with tablets and smartphones

Share projects on tablets

Using the latest smartphones and tablets it is possible to share projects, 360° Panoramas, movies and rendered images so that you **can have all details of the project with you, anytime and everywhere**

360° Panoramas **can be shared on iOS and Android smartphones and tablets** thanks to a dedicated, free App: DomuS3D.Box

TouchFly (optional module) **allows you to customize and integrate DomuS3D® catalogue** with additional documents, pricelists, images, ... **It is possible to synchronize the library with your iPad**, so that you can have your catalogues with you, everywhere





Experience for
your **business**



MATICAD GRANTS
MORE THAN 20
YEARS EXPERIENCE
IN **CREATING**
SOFTWARE TOOLS
FOR THE **INTERIOR**
DESIGN MARKET



www.maticad.com